

FORM PTO-1390 (Modified) (REV 11-2000)	U.S. DEPARTMENT OF COMMERCE PATENT AND TRADEMARK OFFICE	ATTORNEY'S DOCKET NUMBER 28944/37661
TRANSMITTAL LETTER TO THE UNITED STATES DESIGNATED/ELECTED OFFICE (DO/EO/US) CONCERNING A FILING UNDER 35 U.S.C. 371		U.S. APPLICATION NO. (IF KNOWN, SEE 37 CFR <b>09/913339</b> )

INTERNATIONAL APPLICATION NO. <b>PCT/FR00/00438</b>	INTERNATIONAL FILING DATE <b>22 February 2000</b>	PRIORITY DATE CLAIMED <b>22 February 1999</b>
--	--	--

TITLE OF INVENTION  
**DEVICE FOR APPLYING A FLUID OR GEL SHAVING PRODUCT**

APPLICANT(S) FOR DO/EO/US  
**Duez, et al.**

Applicant herewith submits to the United States Designated/Elected Office (DO/EO/US) the following items and other information:

1.  This is a **FIRST** submission of items concerning a filing under 35 U.S.C. 371.
2.  This is a **SECOND** or **SUBSEQUENT** submission of items concerning a filing under 35 U.S.C. 371.
3.  This is an express request to begin national examination procedures (35 U.S.C. 371(f)). The submission must include items (5), (6), (9) and (24) indicated below.
4.  The US has been elected by the expiration of 19 months from the priority date (Article 31).
5.  A copy of the International Application as filed (35 U.S.C. 371 (c) (2))
  - a.  is attached hereto (required only if not communicated by the International Bureau).
  - b.  has been communicated by the International Bureau.
  - c.  is not required, as the application was filed in the United States Receiving Office (RO/US).
6.  An English language translation of the International Application as filed (35 U.S.C. 371(c)(2)).
  - a.  is attached hereto.
  - b.  has been previously submitted under 35 U.S.C. 154(d)(4).
7.  Amendments to the claims of the International Application under PCT Article 19 (35 U.S.C. 371 (c)(3))
  - a.  are attached hereto (required only if not communicated by the International Bureau).
  - b.  have been communicated by the International Bureau.
  - c.  have not been made; however, the time limit for making such amendments has NOT expired.
  - d.  have not been made and will not be made.
8.  An English language translation of the amendments to the claims under PCT Article 19 (35 U.S.C. 371(c)(3)).
9.  An oath or declaration of the inventor(s) (35 U.S.C. 371 (c)(4)).
10.  An English language translation of the annexes of the International Preliminary Examination Report under PCT Article 36 (35 U.S.C. 371 (c)(5)).
11.  A copy of the International Preliminary Examination Report (PCT/IPEA/409).
12.  A copy of the International Search Report (PCT/ISA/210).

**Items 13 to 20 below concern document(s) or information included:**

13.  An Information Disclosure Statement under 37 CFR 1.97 and 1.98.
14.  An assignment document for recording. A separate cover sheet in compliance with 37 CFR 3.28 and 3.31 is included.
15.  A **FIRST** preliminary amendment.
16.  A **SECOND** or **SUBSEQUENT** preliminary amendment.
17.  A substitute specification.
18.  A change of power of attorney and/or address letter.
19.  A computer-readable form of the sequence listing in accordance with PCT Rule 13ter.2 and 35 U.S.C. 1.821 - 1.825.
20.  A second copy of the published international application under 35 U.S.C. 154(d)(4).
21.  A second copy of the English language translation of the international application under 35 U.S.C. 154(d)(4).
22.  Certificate of Mailing by Express Mail
23.  Other items or information:  
**return receipt postcard**

COPY TO 62266

U.S. APPLICATION NO. (IF KNOWN, SEE 37 CFR <b>09/913339</b> )	INTERNATIONAL APPLICATION NO. <b>PCT/FR00/00438</b>	ATTORNEY'S DOCKET NUMBER <b>28944/37661</b>
--	--	--


24. The following fees are submitted: <b>BASIC NATIONAL FEE ( 37 CFR 1.492 (a) (1) - (5) ) :</b>				<b>CALCULATIONS PTO USE ONLY</b>	
<input type="checkbox"/> Neither international preliminary examination fee (37 CFR 1.482) nor international search fee (37 CFR 1.445(a)(2)) paid to USPTO and International Search Report not prepared by the EPO or JPO .....	<b>\$1000.00</b>				
<input checked="" type="checkbox"/> International preliminary examination fee (37 CFR 1.482) not paid to USPTO but International Search Report prepared by the EPO or JPO .....	<b>\$860.00</b>				
<input type="checkbox"/> International preliminary examination fee (37 CFR 1.482) not paid to USPTO but international search fee (37 CFR 1.445(a)(2)) paid to USPTO .....	<b>\$710.00</b>				
<input type="checkbox"/> International preliminary examination fee (37 CFR 1.482) paid to USPTO but all claims did not satisfy provisions of PCT Article 33(1)-(4) .....	<b>\$690.00</b>				
<input type="checkbox"/> International preliminary examination fee (37 CFR 1.482) paid to USPTO and all claims satisfied provisions of PCT Article 33(1)-(4) .....	<b>\$100.00</b>				
<b>ENTER APPROPRIATE BASIC FEE AMOUNT =</b>		<b>\$860.00</b>			
Surcharge of <b>\$130.00</b> for furnishing the oath or declaration later than <input type="checkbox"/> 20 <input type="checkbox"/> 30 months from the earliest claimed priority date (37 CFR 1.492 (e)).				<b>\$0.00</b>	
CLAIMS	NUMBER FILED	NUMBER EXTRA	RATE		
Total claims	27 - 20 =	7	x \$18.00	<b>\$126.00</b>	
Independent claims	1 - 3 =	0	x \$80.00	<b>\$0.00</b>	
Multiple Dependent Claims (check if applicable). <input type="checkbox"/>				<b>\$0.00</b>	
<b>TOTAL OF ABOVE CALCULATIONS =</b>				<b>\$986.00</b>	
<input type="checkbox"/> Applicant claims small entity status. (See 37 CFR 1.27). The fees indicated above are reduced by 1/2.				<b>\$0.00</b>	
<b>SUBTOTAL =</b>				<b>\$986.00</b>	
Processing fee of <b>\$130.00</b> for furnishing the English translation later than <input type="checkbox"/> 20 <input type="checkbox"/> 30 months from the earliest claimed priority date (37 CFR 1.492 (f)).				<b>\$0.00</b>	
<b>TOTAL NATIONAL FEE =</b>				<b>\$986.00</b>	
Fee for recording the enclosed assignment (37 CFR 1.21(h)). The assignment must be accompanied by an appropriate cover sheet (37 CFR 3.28, 3.31) (check if applicable). <input type="checkbox"/>				<b>\$0.00</b>	
<b>TOTAL FEES ENCLOSED =</b>				<b>\$986.00</b>	
				<b>Amount to be refunded</b>	<b>\$</b>
				<b>charged</b>	<b>\$</b>

- a.  A check in the amount of   \$986.00   to cover the above fees is enclosed.
- b.  Please charge my Deposit Account No. \_\_\_\_\_ in the amount of \_\_\_\_\_ to cover the above fees. A duplicate copy of this sheet is enclosed.
- c.  The Commissioner is hereby authorized to charge any additional fees which may be required, or credit any overpayment to Deposit Account No.   13-2855  . A duplicate copy of this sheet is enclosed.
- d.  Fees are to be charged to a credit card. **WARNING:** Information on this form may become public. Credit card information should not be included on this form. Provide credit card information and authorization on PTO-2038.

**NOTE:** Where an appropriate time limit under 37 CFR 1.494 or 1.495 has not been met, a petition to revive (37 CFR 1.137(a) or (b)) must be filed and granted to restore the application to pending status.

SEND ALL CORRESPONDENCE TO:

**MILLER, Thomas A.**  
**MARSHALL, GERSTEIN & BORUN**  
 6300 Sears Tower  
 233 S. Wacker Drive  
 Chicago, Illinois 60606  
 United States of America  
 USPTO Customer No. 04743

  
 \_\_\_\_\_  
 SIGNATURE

**Thomas A. Miller**  
 \_\_\_\_\_  
 NAME

**40,091**  
 \_\_\_\_\_  
 REGISTRATION NUMBER

  August 10, 2001    
 \_\_\_\_\_  
 DATE


2001-10-10 10:56:00

09/913339

PATENT  
Atty. Docket No.: 28944/37661

#3/c

IN THE UNITED STATES PATENT AND TRADEMARK OFFICE

Applicants:	)	I hereby certify that this document is
	)	being deposited with the United States
Duez, et al.	)	Postal Service on <b>August 10, 2001</b> , in an
	)	envelope addressed to the Commissioner
Based On: PCT/FR00/00438	)	for Patents, Washington, D.C. 20231
	)	utilizing the "Express Mail Post Office to
Title: Device for Applying a Fluid or Gel	)	Addressee" service of the United States
Shaving Product	)	Postal Service under Mailing Label No.:
	)	EL564462888US.
Serial No.: not yet assigned	)	
	)	
Filed: concurrently herewith	)	
	)	Richard Zimmermann

**PRELIMINARY AMENDMENT**

Commissioner for Patents  
Washington, DC 20231

Dear Sir:

Before examination, kindly amend this application in accordance with the following particulars.

**IN THE SPECIFICATION:**

Please amend the specification as follows:

Page 1, line 3, insert -- FIELD OF THE INVENTION --;

Page 1, before line 8, insert -- BACKGROUND OF THE INVENTION --;

Page 3, before line 12, insert -- SUMMARY OF THE INVENTION --;

Page 9, before line 1, insert -- BRIEF DESCRIPTION OF THE DRAWINGS --; and

0913339 0110



20. The device of claim 19, wherein the length of the bristles is less than 15 mm.
  
21. The device of claim 20, wherein the length of the bristles is not more than 10 mm.
  
22. The device of claim 19, wherein the length of the bristles is not less than 5 mm.
  
23. The device of claim 19, wherein the support is a backing.
  
24. The device of claim 23, wherein the backing is rigid and elastically deformable, and the orifice is a slit.
  
25. The device of claim 23, wherein the backing is formed by a network of polyester threads organized in a weft and a warp.
  
26. The device of claim 23, wherein the bristles are fixed to the backing by means selected from the group consisting of weaving, bonding, flocking, ultrasound or analogous means.
  
27. The device of claim 23, wherein the backing is of polyester.
  
28. The device of claim 23, wherein the backing is of polyester reinforced with elastomer or analogous material.

2025 RELEASE UNDER E.O. 14176

29. The device of claim 19, wherein the bristles are of a pure or mixed material selected from the group consisting of synthetic materials, for example polyester, polyamide or acrylic resin, and of natural materials, for example sheep's wool, camel hair, mohair, wild boar or pig bristle.

30. The device of claim 29, wherein the bristles are of mohair.

31. The device of claim 19, wherein the bristles or the support or the backing is fixed to at least a portion of the central surface of a base adaptable to the body of the device and having at least one orifice.

32. The device of claim 31, wherein the base has a rounded outer edge.

33. The device of claim 19, wherein the bristles have a diameter between approximately 15  $\mu\text{m}$  and approximately 60  $\mu\text{m}$ .

34. The device of claim 33, wherein the bristles have a diameter between approximately 20  $\mu\text{m}$  and approximately 40  $\mu\text{m}$ .

35. The device of claim 34, wherein the bristles have a diameter between approximately 35  $\mu\text{m}$  and approximately 40  $\mu\text{m}$ .

36. The device of claim 19, wherein the bristles are present on the support with a density between approximately 30 bristles/cm<sup>2</sup> and approximately 500 bristles/cm<sup>2</sup>.

37. The device of claim 36, wherein the bristles are present on the support with a density between approximately 30 bristles/cm<sup>2</sup> and approximately 200 bristles/cm<sup>2</sup>.

38. The device of claim 37, wherein the bristles are present on the support with a density between approximately 90 bristles/cm<sup>2</sup> and approximately 110 bristles/cm<sup>2</sup>.

39. The device of claim 19, wherein the product is selected from the group consisting of a foaming aerosol gel, a foaming non-aerosol gel, a non-foaming gel and a foaming cream.

40. The device of claim 19, wherein the head and the reservoir are made in the form of a single piece.

41. The device of claim 19, wherein the application head is fixed to an aerosol or non-aerosol can.

42. The device of claim 19, wherein the body is integrated with the reservoir.

43. The device of claim 19, wherein the application head is fixed to a non-aerosol can comprising a flexible and deformable bag containing a non-aerosol gel and surrounded by a propellant gas.

44. The device of claim 43, wherein the propellant gas is compressed air.

2025-10-20 10:00:00

45. The device of claim 43, wherein the application head is fixed to the non-aerosol can in proximity to the valve having the form of a ring.--


REMARKS

Should the examiner have any questions, he is respectfully invited to telephone the undersigned.

Respectfully submitted,

MARSHALL, GERSTEIN & BORUN  
6300 Sears Tower  
233 South Wacker Drive  
Chicago, Illinois 60606-6402  
(312) 474-6300

By:

  
Thomas A. Miller  
Reg. No. 40,091

August 10, 2001

20970"6EEET660



09/913339

**DEVICE FOR APPLYING A FLUID OR GEL SHAVING PRODUCT**

5 The objective of the present invention is to provide a device for applying a product suitable for shaving, in particular a product in the form of a gel, foam or cream, and more particularly its objective is an application device including an application head with short bristles.

10 Traditionally, to facilitate shaving, a shaving brush has been used to wet and soften the hair to be shaved with a mixture of soap and water, which was foamed by mechanical agitation of the shaving brush. The water/soap mixture acts on the principal constituent of hair, keratin, which passes from form alpha (helical) to form beta (sinusoidal) through rupture of the hydrogen bonds. This structural change makes the hair easier to cut and therefore makes shaving more effective.

15 The capacity to form foam is referred to in the present Application by the expression "foaming effect".

20 In the course of time new products to assist shaving have been developed which dispense with the need for soap/water mixtures to be foamed with a shaving brush. These products include shaving creams, foams and gels, sometimes in the form of aerosols, which are applied manually to the skin and which foam by a simple rubbing of the skin with the hand, or even by simple contact with the air. Non-foaming gels also exist which form a film on the skin having the same function as foam, i.e. embrittlement of the hair structure to facilitate cutting.

25 Devices with reservoirs allowing the shaving product to be applied without direct contact between the product and the user's hand have also been developed. These devices are intended to be rubbed on the skin by the user in order to obtain a shaving foam originating from the suitable product contained in the reservoir.

Thus, document FR 2 087 992 describes very succinctly a shaving brush with long bristles the handle of which serves as a reservoir for the shaving cream.

30 Other prior documents describe devices with reservoirs, but they are addressed principally to the problem of supplying the application head with product

contained in the reservoir. Reference can be made, for example, to documents EP 0 142 651, FR 2 571 230, FR 2 582 921, DE 90 15 155, WO 97/08970.

These documents refer to a shaving brush or to bristles. They limit themselves in most cases to simply stating the presence of bristles or the presence of an end portion in the form of a shaving brush, and the drawings all show devices with bristles which are long or even very long in relation to the rest of the device, thus reproducing with respect to the application head of the device the appearance and structure of a conventional shaving brush. This is consistent with the objective sought, namely an effective foaming effect. Indeed, conventional shaving brushes are known for their ability to provide such a foaming effect. It therefore seemed logical that the application zone of these various devices should not have been modified with respect to conventional shaving brushes, and that long bristles organized in a tuft had been retained in order to retain the foaming effect of the shaving brush. The term "bristle" [French: "soie"] itself, used in certain documents, also recalls the notion of the conventional shaving brush because this term refers to the long coarse bristles of swine (for example, wild boar) used in the traditional manufacture of shaving brushes.

However, prior document FR 2 588 460, which describes an improved shaving brush including a reservoir, gives details regarding the characteristics of the bristles, or more precisely, regarding one of these characteristics, namely their length. It states that the length of the bristles has a direct impact on the formation of foam, and that long bristles should be used. Long bristles are defined as having a length greater than 2.5 cm, the document adding that bristles longer than 2 cm can have a foaming effect 30% superior to that achieved with bristles of 2 cm.

The general teaching of these various documents is, therefore, that it is possible to combine a reservoir for shaving product with a conventional shaving brush, but that it is essential to use the bristles found in conventional shaving brushes, that is to say, long bristles, in order to obtain the foaming effect sought. It is even recommended that the length of the bristles be increased in order to increase the efficiency of shaving.

However, the Applicant has found that such devices with long bristles are far from being satisfactory.

5 First of all, their aesthetic appearance is extremely poor when wet because of the lack of shape and rigidity of the wet bristles, this lack of shape sometimes persisting even after drying. Both the length of the bristles and their lack of rigidity and shape in the wet state can also lead to difficulty in the replacing a lid or cap on the device after use.

10 Equally and above all, however, the Applicant has discovered that, contrary to the teaching of the prior art, the use of short bristles on these devices enables a remarkable foaming effect to be achieved while obtaining very clear advantages for the user.

The objective of the invention is therefore to provide a device for applying a fluid or a gel shaving product comprising:

- 15 - a body including a reservoir for said product,
- an application head comprising bristles fixed on a support having at least one orifice, said head being adaptable to said body,
- means for conveying the product from the reservoir to the application head,

20 this device being characterized in that the length of the bristles is less than 20 mm, preferably less than 15 mm, and more preferably still not more than 10 mm. Preferably the length is not less than 5 mm.

25 The bristles used in the device according to the invention can be of synthetic material, for example polyester, polyamide or acrylic resin, or of natural material, for example wild boar or pig bristle, sheep's wool, camel hair or mohair, the material being pure or mixed. In a preferred embodiment, especially with a view to achieving an agreeable contact with the skin, the bristles are natural bristles, preferably of mohair.

30 The diameter of the bristles can be variable. For example, bristles with a diameter between approximately 15  $\mu\text{m}$  and approximately 60  $\mu\text{m}$ , preferably between approximately 20  $\mu\text{m}$  and approximately 40  $\mu\text{m}$ , and more preferably still between approximately 35  $\mu\text{m}$  and approximately 40  $\mu\text{m}$  can be used. When the

bristles used are of mohair, their diameter can be between approximately 15  $\mu\text{m}$  and approximately 40  $\mu\text{m}$ , preferably between approximately 30  $\mu\text{m}$  and approximately 40  $\mu\text{m}$ , and still more preferably between approximately 35  $\mu\text{m}$  and approximately 40  $\mu\text{m}$ .

5            In a preferred embodiment the support on which the bristles are fixed is a surface of low thickness called the backing. In the present Application the term "carpet" refers to the ensemble of bristles and backing.

          The thickness of the backing is preferably less than 1 mm, for example of the order of 0.5 mm. The backing is made of a material adapted to be at the same time  
10 rigid and elastically deformable. It may be made, for example, of polyester or of polyester reinforced with an elastomer.

          In one embodiment it may be formed by a network of polyester threads resulting from an association of warp and weft threads. The density of the backing, and therefore its properties of rigidity and deformation, then depend on the number  
15 of warp threads and the number of weft threads per centimeter, these parameters being easily determined by a person skilled in the art.

          The number of weft threads can be between approximately 25/cm and approximately 50/cm, preferably between approximately 30/cm and approximately 40/cm, and more preferably still from 35/cm to 38/cm. The number of warp threads  
20 can be between approximately 15/cm and approximately 40/cm, preferably between approximately 20/cm and approximately 30/cm, and more preferably still from 22/cm to 24/cm.

          When the support is a backing, the orifice present in said backing and allowing the product to pass towards the bristles is preferably a slit. In certain  
25 embodiments there may be a plurality of slits, arranged in different ways with respect to each other, for example forming a cross or parallel to each other. The number, size and position of the slits depend on the size and section of the backing (circular or elliptical section, for example), which themselves depend on the size and section of the body used. These parameters can be easily determined by a person  
30 skilled in the art. For a backing 4 cm in diameter, for example, three parallel slits enable an efficient result to be obtained. The direction and cut of the slit(s) are

entirely independent of the position of the bristles on the backing, and of the position of the polyester threads in the case of a network.

Because of its structure, such a backing has special properties of rigidity and elastic deformation. Indeed, the backing deforms only under the pressure of the product (mechanical pressure, propellant, etc.) causing an opening of the slit(s), which return(s) to its/their starting position when the pressure ceases. This enables sufficient fluid-tightness of the device to be obtained. This fluid-tightness is particularly useful in the envisaged application for shaving products, because such an application generally implies contact of the device with water, and even sometimes washing under running water. The backing used in accordance with the invention allows the entry of water into the body and reservoir, and therefore contamination of the product contained in the reservoir, to be avoided.

The bristles are fixed by any appropriate means, for example by weaving, bonding, flocking or ultrasound, to at least a portion of the surface of the backing, preferably the whole surface, so that they are substantially parallel to each other. In this way a structure resembling that of a carpet is formed.

The appropriate density for the bristles on the support, in particular on the backing, depends especially on the bristles used and in particular on their type and diameter. It has been found that this density should be between approximately 30 bristles/cm<sup>2</sup> and approximately 500 bristles/cm<sup>2</sup>, preferably between approximately 50 bristles/cm<sup>2</sup> and approximately 200 bristles/cm<sup>2</sup>, and more preferably still between approximately 90 bristles/cm<sup>2</sup> and approximately 110 bristles/cm<sup>2</sup>.

In a preferred embodiment the bristles, preferably fixed on a backing to form a carpet, are fixed on a base which can be fitted to the body of the application device. The form of the base is chosen to facilitate the fitting of the carpet to the body. More precisely, this base has a central surface receiving the bristles or the backing, and a portion permitting fitting to the body through screwing or snap-fitting, for example. The cross-section and size of the base depend on those of the body or application device to which it is fitted.

The bristles or the backing are fixed to at least a portion of the central surface of the base, preferably the whole central surface, by any appropriate means, for example by bonding or heat fusing, the bristles projecting beyond the height of the base by at least a few millimeters. In such an embodiment, the length of the bristles defined in the present Application, less than 20 mm and preferably not less than 5 mm, corresponds to the length of the bristles projecting beyond the base.

Of course, the base must include at least one orifice allowing the product to pass from the reservoir to the slit(s) of the backing. In one embodiment it has a single orifice of large size passing through its center. It can also have one or more orifices forming a cross.

The shape and the constitutive material of the base are selected both to facilitate fitting of the head to the body and to make contact between the application device and the user's skin more agreeable. The cross-section and the size of the base depend on those of the application device to which it is fitted. Its thickness is preferably a few millimeters. The base can be made of any rigid material which is agreeable when in contact with the skin, for example, plastic or polyethylene or sintered polyethylene. In a preferred embodiment the outside edge of the base is rounded to make contact with the skin still more pleasant.

Such a base allows the general appearance of the device and the contact with the skin to be improved and protects the bristles located at the outer edge of the backing, especially when fitting a lid or plug, and facilitates fitting of the head to the body to form the application device.

The application head as described above is therefore adaptable to a body in order to form an application device for a fluid or gel shaving product. Each of the different elements constituting the device (reservoir, body, backing, support, etc.) is provided with at least one orifice allowing the product to pass from the reservoir to the application head. This head can itself be covered by a lid or plug.

In accordance with the present Application, "liquid or gel product" is understood to mean any appropriate shaving product, for example a foaming aerosol gel, a foaming non-aerosol gel, a non-foaming gel, or a foaming cream. Foaming products form a foam once applied because of the dissolved gas (aerosol), or the

203740 " 666666660

presence of surface-active agents (non-aerosol), and/or the mechanical action of the user (directly or via an application device). In particular, non-aerosol gels called "post-foaming" gels exist which emerge from their reservoir in the form of a gel and, owing to their isopentane content, foam as a result of the mechanical action of the user and of the temperature of the skin. Non-foaming products are spread mechanically (manually by the user or via an application device) to form a film whose action on the hair is similar to that of foam, i.e. modifying the structure of the hair to facilitate cutting. The foaming effect with which the present invention is concerned also includes the ability to form a film from a non-foaming shaving product, said film having the same function as foam.

Shaving product application devices, and therefore the bodies of these devices, can vary according to the type of product to be applied. They can include any type of known device, for example an aerosol can, a tube or a stick, of a size appropriate to the desired use (for example, device for travel or for family use).

The head can be fitted to the body by any known means, for example screwing or snap-fitting, by the intermediary of the support or the backing or the base. Several different heads can be fitted successively to the same body.

In some embodiments, the body is integrated with the shaving product reservoir, and the walls of the body are also those of the reservoir. This can be the case for a stick, for example, or for an aerosol can, i.e. a can containing a shaving product mixed with a gas propellant. In other embodiments the reservoir is enclosed by the body. This is the case in particular for a non-aerosol can, i.e. a can comprising a reservoir or bag containing the product surrounded by a propellant gas located in the space between the body and the reservoir, the propellant thus not being in contact with the product.

In some embodiments the head and the reservoir are made in one piece, that is, in a monobloc structure (by injection molding, for example). This can be the case in particular for sticks. In other embodiments the head can be fitted directly to the body. Finally, in other embodiments it can be fitted to a complete known application device, being placed, for example, on an aerosol or non-aerosol can provided with an application head (generally including a valve) or on a monobloc stick. The resulting

application device then includes two heads: the existing head and the head including bristles according to the invention.

The application head can be disposed in the longitudinal axis of the body (see Fig. 1), or can be inclined with respect to this axis (see Fig. 2).

5 The means for conveying the product from the reservoir to the head can comprise any known means used to distribute cosmetic or shaving products. It may comprise, for example, an endless screw actuating a piston, a pusher or piston sliding under pressure, a propellant gas mixed with the product (aerosol gel) or a propellant gas separate from the product (non-aerosol gel), manual pressure (in the  
10 case of a deformable body or reservoir such as a flexible tube). The coupling of a means of conveyance to a metering means, in order to apply a controllable quantity of product, can also be envisaged.

A particularly preferred embodiment of the device according to the invention comprises an application head including a carpet fixed to a non-aerosol can  
15 including a post-foaming gel in a flexible, deformable bag surrounded by a propellant which is preferably compressed air. Compressed air is preferred to other propellants such as butane or propane for ecological reasons.

Also preferably, the application head (4) is fixed to the valve (10) of the non-aerosol can, which can be ring-shaped in structure, i.e. open at the center. The user  
20 slides a single finger into the ring and presses on the valve (10), causing gel to be emitted. Thus, emission of the product is obtained by pressing a single finger. Other forms of valve allow the product to be emitted by pressure from one or two fingers.

In the case of a can, whether aerosol or non-aerosol, pressure by the user on the valve of the can, no matter in what way, causes the product to be emitted through  
25 the application head and therefore permits its application to the skin. Depending on the device, the pressure can be applied in the longitudinal axis of the product or obliquely with respect to this axis, at the center or on one side with respect to this axis.

The device according to the invention therefore allows a remarkable foaming  
30 effect to be obtained while avoiding any contact between the user (outside the shaving zone, of course) and the product.



The invention will be explained in more detail with reference to the drawings, in which:

- Fig. 1 shows schematically, in longitudinal section, one embodiment of a device according to the invention;
- 5 - Fig. 2 shows another embodiment of the invention,
- Figs. 3a, 3b and 3c show several backings usable in devices according to the invention, in cross section,
- Fig. 4 shows schematically, in longitudinal section, an embodiment of the application head of a device according to the invention including a base with a rounded outside edge,
- 10 - Fig. 5a shows schematically in section an application device according to the invention including a non-aerosol can fitted with a valve and an application head, Figs. 5b to 5e representing schematically other forms of valve.

15 Fig. 1 represents schematically, in longitudinal section, an embodiment of an application device (1) according to the invention comprising a body (2) including a reservoir (3) for the product suitable for shaving, an application head (4) comprising short bristles (5) fixed on a support (7), said head being adaptable to said body, and means (6) for conveying product from the reservoir to the application head. In this  
20 example the means of conveyance (6) is a piston (6c) controlled by an endless screw (6a) rotated by the intermediary of the base (6b) of the body. The support (7) is a backing, and is fixed to a base (9) provided with an orifice allowing product to pass to the outside.

25 Figs. 2 shows schematically an aerosol can (2) on which is fitted an application head (4) comprising short bristles (5) fixed to a backing (7) itself fixed to a base (9).

Figs. 3a, 3b and 3c show different backings (7) perforated by slits (8).

30 Figs. 4 shows schematically, in longitudinal section, an embodiment of the application head (4) of a device according to the present invention comprising a base (9) with a rounded external edge, on which is fixed the backing (7) carrying the short bristles (5).

202510 "SECRET" 660

Fig. 5a shows a non-aerosol can (2) comprising a post-foaming gel and an application head (4) forming an application device (1) according to the invention. The can (2) includes a flexible and deformable internal bag (3) containing the gel and surrounded by gas propellant, preferably compressed air. The application head (4), which here is circular, is fixed on the valve (10) of the non-aerosol can, which valve is annular in form, i.e. open at the center. The user can slide one finger into the ring and press on valve (10) with only one finger (represented by an arrow), causing gel to be emitted and to pass through the application head to be applied by the user and foamed.

Figs. 5b to 5e show different application heads fixed to different valves (10), the arrows representing pressure applied by the user with one or two fingers.

The tests described below show that the device according to the invention allows an efficient foaming effect to be obtained, permits easy and pleasant use for the consumer, in particular because the bristles retain their structure even after several successive cycles of wetting and drying. In addition, cleaning under running water is also facilitated as compared to devices according to the prior art with long bristles.

**TEST**

Several application devices as described in Fig. 1 were tested by a panel of 10 persons.

The shaving gel used has the following composition:

	Myristic acid.....	8%
	Lauric acid.....	4%
25	Deionized water.....	to 100
	Sodium N-lauryl sarcosinate.....	10%
	Glycerin.....	2%
	PEG-150 pentaerythritol tetrastearate.....	2%
	Aloe Vera gel.....	1%
30	PEG-7 glyceryl cocoate.....	2%
	Hydroxyethyl cellulose.....	1%

Potassium hydroxide 50%..... QS

Perfume, colorant, preservative..... QS.

5 The support is a backing formed by a network of polyester threads, comprising 24 warp threads per centime and 37 weft threads per centimeter. The density of bristles on the backing is approximately 104 bristles/cm<sup>2</sup>.

Several types of device were tested, the type and length of the bristles being varied.

The following characteristics were evaluated for each device tested:

- 10
- efficacy of foaming effect,
  - ease of cleaning with water after use,
  - appearance after use,
  - agreeable contact with the skin.

15 In the first stage bristles of different types and with lengths varying between 3 mm and 30 mm were tested. The results are given in Table I below. Each result represents the "average" of the responses of 10 persons. These are qualitative results:

(+) = good

(-) = poor

(±) = average.

20

2025-10-26 16:00

TABLE I

BRISTLES TESTED	CHARACTERISTICS			
	Foaming effect	Cleaning	Appearance after use	Contact
Mohair 3 mm	-	+	+	+
15 mm	+	+	+	+
30 mm	+	-	-	+
Acrylic 3	-	+	+	-
15	+	+	+	±
30	+	-	±	±
Wool 3	-	+	+	+
15	+	+	±	+
30	+	-	-	+
Wild boar 3	-	+	+	-
15	+	+	+	±
30	+	-	-	±

5 These tests demonstrated that excessively short bristles (3 mm) do not allow the essential foaming effect to be obtained, while lengths of 30 mm do not allow the desired ease of cleaning, appearance after use and agreeable contact to be achieved.

It can also be noted that mohair is particularly advantageous among the types of bristles tested.

10 A second series of tests was then undertaken in which a series of lengths between approximately 5 mm and 20 mm, with mohair or acrylic bristles were tested. The results are given in Table II.

TABLE II

BRISTLES TESTED	CHARACTERISTICS			
	Foaming effect	Cleaning	Appearance after use	Contact
Mohair 5 mm	±	+	+	+
7 mm	+	+	+	+
10 mm	+	+	+	+
15 mm	+	+	+	+
20 mm	+	±	-	+
25 mm	+	-	-	+
Acrylic 5	±	+	+	±
7	+	+	+	±
10	+	+	+	±
15	+	+	±	±
20	+	±	-	±
25	+	-	-	±

5 It can be noted that mohair is generally preferred because of its particularly pleasant contact.

Above a length of 20 mm the bristles no longer permit the desired qualities of appearance and ease of cleaning to be obtained. It is noted that the most efficacious lengths are those not less than 5 mm and less than 20 mm, preferably less than 15 mm, and more preferably still not more than 10 mm.

10 These tests enabled the preferred length of bristles to be selected in order to obtain the best compromise between the efficacy of the foaming effect obtained, preservation of good bristle shape over wetting/drying cycles combined with rigidity of bristles, and suppleness of bristles in order to obtain a pleasant contact with the user's skin.

## CLAIMS

1. Device for applying (1) a fluid or a gel shaving product, comprising
- 5
- a body (2) including a reservoir (3) for said product,
  - an application head (4) comprising bristles (5) fixed on a support (7) having at least one orifice, said head being adaptable to said body,
  - means for conveying (6) the product from the reservoir to the application head,
- 10
- characterized in that the length of the bristles is less than 20 mm, preferably less than 15 mm, and more preferably still not more than 10 mm.
2. Device according to Claim 1, characterized in that the length of the bristles (5) is not less than 5 mm.
3. Device according to anyone of Claims 1 and 2, characterized in that the
- 15
- support (7) is a backing.
4. Device according to Claim 3, characterized in that the backing is rigid and elastically deformable, and the orifice is a slit.
5. Device according to anyone of Claims 3 and 4, characterized in that the backing is formed by a network of polyester threads organized in a weft and a warp.
- 20
6. Device according to anyone of Claims 3 to 5, characterized in that the bristles (5) are fixed to the backing by weaving, bonding, flocking, ultrasound or analogous means.
7. Device according to anyone of Claims 3 to 6, characterized in that the backing is of polyester or of polyester reinforced with elastomer or analogous
- 25
- material.
8. Device according to anyone of Claims 1 to 7, characterized in that the bristles are of synthetic material, for example polyester, polyamide or acrylic resin, or of natural material, for example sheep's wool, camel hair, mohair, wild boar or pig bristle, the material being pure or mixed.

0991660

9. Device according to Claim 8, characterized in that the bristles are of mohair.
10. Device according to anyone of Claims 1 to 9, characterized in that the bristles or the support or the backing are fixed to at least a portion of the central surface of a base adaptable to the body of the device and having at least one orifice,  
5 the base preferably having a rounded outer edge.
11. Device according to anyone of Claims 1 to 10, characterized in that the bristles have a diameter between approximately 15  $\mu\text{m}$  and approximately 60  $\mu\text{m}$ , preferably between approximately 20  $\mu\text{m}$  and approximately 40  $\mu\text{m}$ , and more preferably still between 35  $\mu\text{m}$  and approximately 40  $\mu\text{m}$ .
- 10 12. Device according to anyone of Claims 1 to 11, characterized in that the bristles are present on the support with a density between approximately 30 bristles/cm<sup>2</sup> and approximately 500 bristles/cm<sup>2</sup>, preferably between approximately 30 bristles/cm<sup>2</sup> and approximately 200 bristles/cm<sup>2</sup>, and more preferably still between approximately 90 bristles/cm<sup>2</sup> and approximately  
15 110 bristles /cm<sup>2</sup>.
13. Device according to anyone of Claims 1 to 12, characterized in that the product is a foaming aerosol gel, a foaming non-aerosol gel, a non-foaming gel or a foaming cream .
14. Device according to anyone of Claims 1 to 13, characterized in that the head  
20 (4) and the reservoir (3) are made in the form of a single piece .
15. Device according to anyone of Claims 1 to 13, characterized in that the application head (4) is fixed to an aerosol or non-aerosol can.
16. Device according to anyone of Claims 1 to 15, characterized in that the body (2) is integrated with the reservoir (3).
- 25 17. Device according to anyone of Claims 1 to 13 and 15 to 16, characterized in that the application head (4) is fixed to a non-aerosol can comprising a flexible and deformable bag (3) containing a non-aerosol gel and surrounded by a propellant gas which is preferably compressed air.

18. Device according to Claim 17, characterized in that the application head is fixed to the non-aerosol can in proximity to the valve (10) having the form of a ring.

0091060060





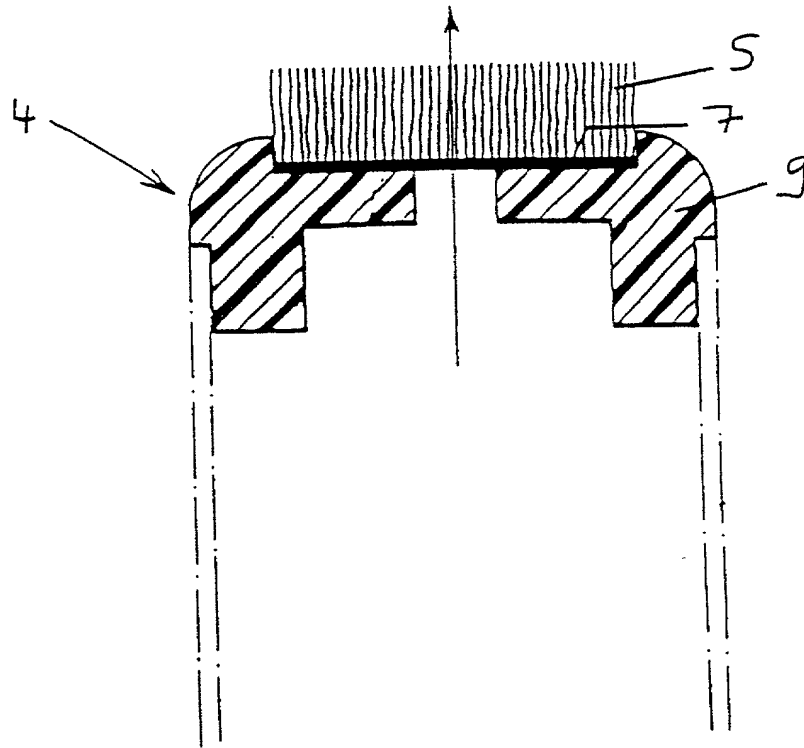


FIG. 4

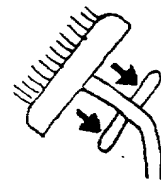
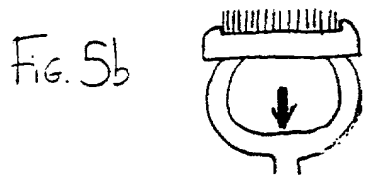


Fig. 5d

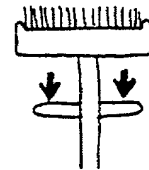
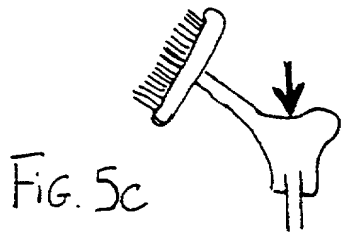


Fig. 5e

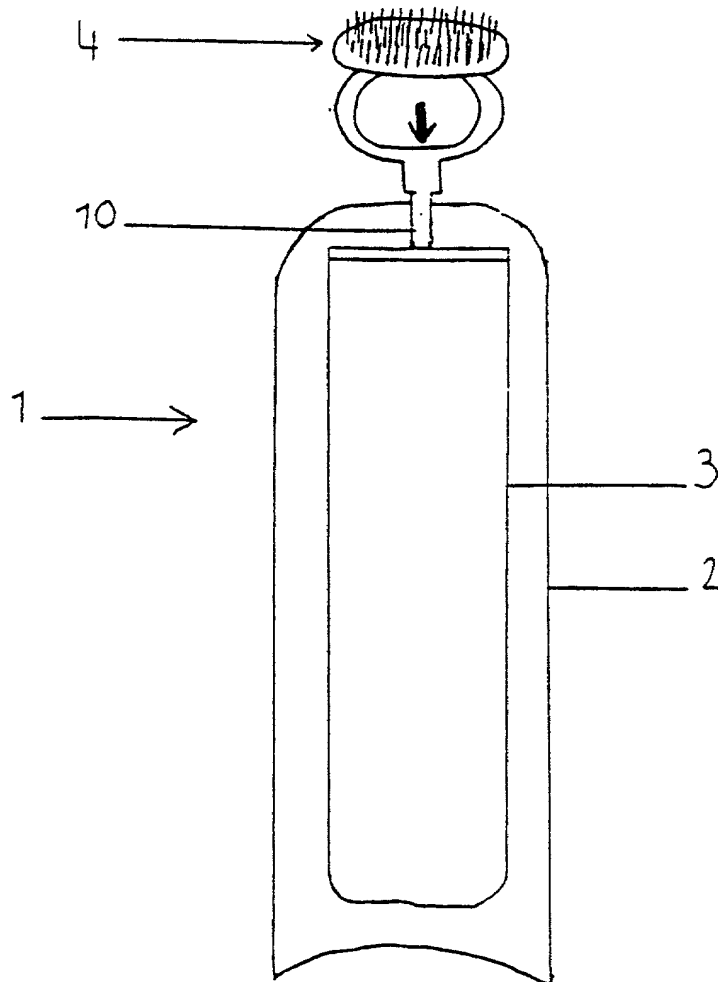


FIG. 5a

Publ. No. 6661660

POWER OF ATTORNEY: I hereby appoint as my attorneys, with full powers of substitution and revocation, to prosecute this application and transact all business in the Patent and Trademark Office connected therewith:

25

John B. Lungmus (18,566)  
 Allen H. Gerstein (22,218)  
 Nate F. Scarpelli (22,320)  
 Michael F. Borun (25,447)  
 Trevor B. Joice (25,542)  
 Carl E. Moore, Jr. (26,487)

Richard H. Anderson (26,526)  
 Patrick D. Ertel (26,877)  
 Richard B. Hoffman (26,910)  
 James P. Zeller (28,491)  
 Kevin D. Hogg (31,839)  
 Jeffrey S. Sharp (31,879)

Martin J. Hirsch (32,237)  
 James J. Napoli (32,361)  
 Richard M. La Barge (32,254)  
 Douglass C. Hochstetler (33,710)  
 Robert M. Gerstein (34,824)  
 Anthony G. Sitko (36,278)

James A. Flight (37,622)  
 Roger A. Heppermann (37,641)  
 David A. Gass (38,153)  
 Gregory C. Mayer (38,238)  
 Michael R. Weiner (38,359)  
 William K. Merkel (40,725)  
 Thomas A. Miller (40,091)

Send correspondence to: Thomas A. Miller

FIRM NAME	PHONE NO.	STREET	CITY & STATE	ZIP CODE
Marshall, Gerstein & Borun	312-474-6300	6300 Sears Tower 233 South Wacker Drive	Chicago, Illinois	60606-6402


100  
 0991339-01502  
 200

Full Name of First or Sole Inventor <u>José DUEZ</u>	Citizenship French
Residence Address - Street 332, Boulevard Sainte Beuve	Post Office Address - Street 332, Boulevard Sainte Beuve
City (Zip) 62200 BOULOGNE SUR MER <i>JRK</i>	City (Zip) 62200 BOULOGNE SUR MER
State or Country FRANCE	State or Country FRANCE
Date : 01 . 10 . 2001	Signature : <i>[Signature]</i>

Second Joint Inventor, if any <u>Didier LANGE</u>	Citizenship French
Residence Address - Street 2, allée des Courlis	Post Office Address - Street 2, allée des Courlis
City (Zip) 62360 SAINT LEONARD <i>JRK</i>	City (Zip) 62360 SAINT LEONARD
State or Country FRANCE	State or Country FRANCE
Date : 01 . 10 . 2001	Signature : <i>[Signature]</i>

Third Joint Inventor, if any	Citizenship
Residence Address - Street	Post Office Address - Street
City (Zip)	City (Zip)
State or Country	State or Country
Date :	Signature :

Fourth Joint Inventor, if any	Citizenship
Residence Address - Street	Post Office Address - Street
City (Zip)	City (Zip)
State or Country	State or Country
Date :	Signature :



Atty. Docket No: 28944/37661

**DECLARATION FOR PATENT APPLICATION AND POWER OF ATTORNEY**

As a below named inventor, I hereby declare that my residence, post office address and citizenship are as stated below next to my name; I believe that I am the original, first and sole inventor (if only one name is listed below) or an original, first and joint inventor (if plural names are listed below) of the subject matter which is claimed and for which a patent is sought on the invention entitled " DEVICE FOR APPLYING A FLUID OR GEL SHAVING PRODUCT "

the specification of which (check one):  is attached hereto;  was filed on \_\_\_\_\_ as Application Serial No. \_\_\_\_\_ and was amended on \_\_\_\_\_ (if applicable);  was filed as PCT International Application No. PCT/FR00/00438 on Feb. 22, 2000 and was amended under Article 19 on \_\_\_\_\_ (if applicable). I hereby state that I have reviewed and understand the contents of the above-identified specification, including the claims, as amended by any amendment(s) referred to above. I acknowledge the duty to disclose to the Patent and Trademark Office all information known to me to be material to patentability as defined in 37 C.F.R. §1.56.

I hereby claim foreign priority benefits under 35 U.S.C. §119 of any foreign application(s) for patent or inventor's certificate or of any PCT international application(s) designating at least one country other than the United States of America listed below and have also identified below any foreign application(s) for patent or inventor's certificate or any PCT international application(s) designating at least one country other than the United States of America filed by me on the same subject matter having a filing date before that of the application(s) of which priority is claimed:

			Priority Claimed	
(Application Serial Number)	(Country)	(Day/Month/Year Filed)	Yes	No
99 02185	FRANCE	22/02/1999	<input checked="" type="checkbox"/>	<input type="checkbox"/>
99 02186	FRANCE	22/02/1999	<input checked="" type="checkbox"/>	<input type="checkbox"/>

I hereby claim the benefit under 35 U.S.C. §119(e) of any United States provisional application(s) listed below:

\_\_\_\_\_  
(Application Serial Number) (Day/Month/Year Filed)

\_\_\_\_\_  
(Application Serial Number) (Day/Month/Year Filed)

I hereby claim the benefit under 35 U.S.C. §120 of any United States application(s) or PCT international application(s) designating the United States of America listed below and, insofar as the subject matter of each of the claims of this application is not disclosed in the prior application(s) in the manner provided by the first paragraph of 35 U.S.C. §112, I acknowledge the duty to disclose to the Office all information known to me to be material to patentability as defined in 37 C.F.R. §1.56 which occurred between the filing date of the prior application(s) and the national or PCT international filing date of this application:

\_\_\_\_\_  
(Application Serial Number) (Day/Month/Year Filed) (Status-Patented, Pending or Abandoned)

\_\_\_\_\_  
(Application Serial Number) (Day/Month/Year Filed) (Status-Patented, Pending or Abandoned)

I hereby declare that all statements made herein of my own knowledge are true and that all statements made on information and belief are believed to be true; and further that these statements were made with the knowledge that willful false statements and the like so made are punishable by fine or imprisonment, or both, under 18 U.S.C. §1001 and that such willful false statements may jeopardize the validity of the application or any patent issued thereon.

20020116 09:00:00